

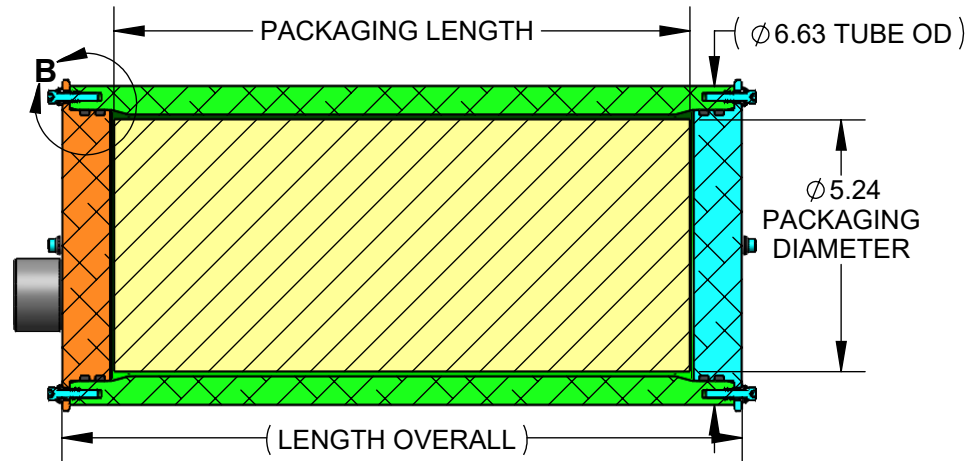
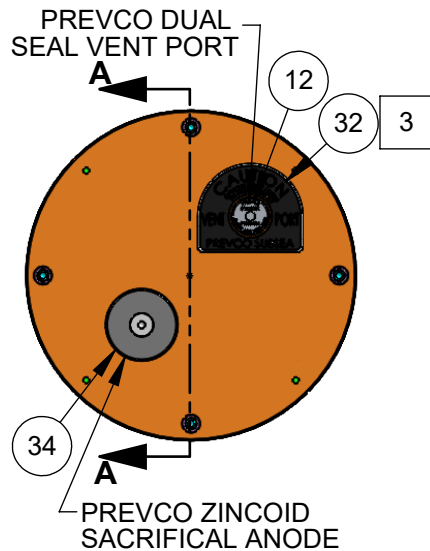
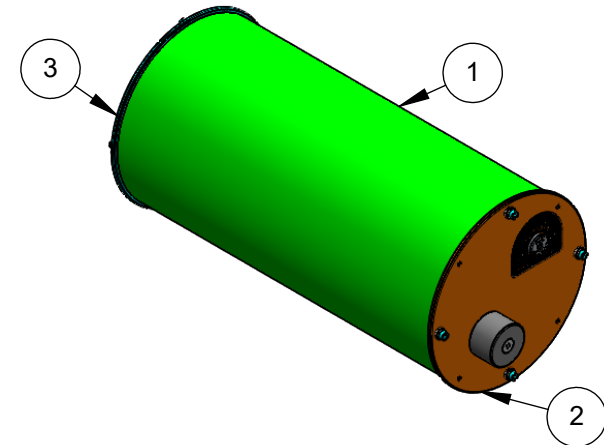
NOTES, UNLESS OTHERWISE SPECIFIED:

1. THIS IS A GENERIC DRAWING AND IT IS NOT INTENDED TO PRECISELY REPRESENT THE GEOMETRY OF, OR FEATURES PRESENT, ON ANY SPECIFIC ASSEMBLY. SEE TABLE OF DIMENSIONS AND BILL OF MATERIALS FOR SPECIFIC DATA. RELATED DRAWINGS AND DOCUMENTATION ARE LISTED IN THE ASSOCIATED PREVCO PROJECT DOCUMENTATION LIST.
2. TEST IN ACCORDANCE WITH REQUIREMENTS AND PROCEDURES SPECIFIED ON THE PREVCO PROJECT TRAVELER.
3. PERMANENTLY MARK PREVCO IDENTIFICATION STICKER (ITEM 32) WITH ASSEMBLY NUMBER (USE COMPLETE ASSEMBLY TABLE NUMBER), UNIQUE SERIAL NUMBER (SEE PURCHASE ORDER) AND DATE OF MANUFACTURE. IF LEVEL 2 OR HIGHER TESTING WAS PERFORMED, PERMANENTLY MARK TEST CERTIFICATION PORTION OF STICKER WITH DESIGN PRESSURE (SEE TEST REPORT) AND TEST DATE. IF NO TESTING OR ONLY LEVEL 1 TESTING WAS REQUIRED MARK IN THE TEST DATE: BLOCK OF THE IDENTIFICATION STICKER "NOT TESTED". CLEAN AREA WITH ISOPROPYL ALCOHOL AND ATTACH COMPLETED STICKER IN APPROXIMATE LOCATION SHOWN. IF REQUIRED THE IDENTIFICATION AND TEST CERTIFICATION PORTION OF THE IDENTIFICATION STICKER (ITEM 32) MAY BE SEPERATED AND LOCATED IN THE ALTERNATE LOCATIONS SHOWN.
4. SEE PREVCO PURCHASE ORDER FOR SPECIFIC DRAWING NUMBER SUFFIX. SUFFIX (DASH NUMBER) SHALL DEFINE THE ASSEMBLY PACKAGING LENGTH IN INCHES
 1. AS FOLLOWS: **PA5.201-XX-TB**
 1. "XX" DEFINES THE PACKAGING LENGTH IN INCHES
 2. EXAMPLE: **PA5.201-24-TB** IS A 24" LONG PACKAGING LENGTH ASSEMBLY

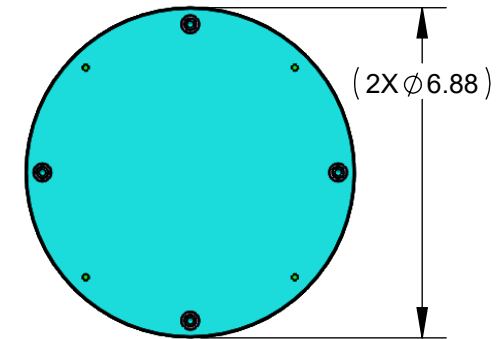
ITEMS NOT SHOWN:

- 13 14 29 30

REVISIONS			
REV.	DESCRIPTION	DATE	APP.
A	INITIAL RELEASE	10/20/20	BD



**SECTION A-A
SCALE 1 : 4**

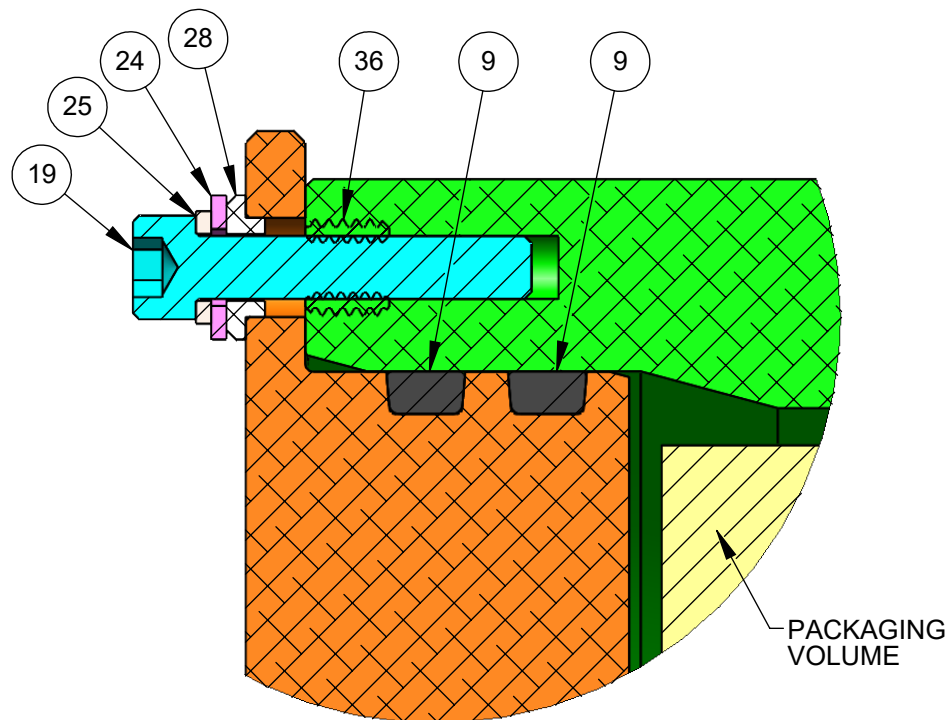


PROPRIETARY NOTE
All data and information contained or disclosed by this document is confidential and proprietary information of **PREVCO Subsea LLC** and all rights therein are expressly reserved. By accepting this material the recipient agrees that the material and the information therein is held in confidence and in trust and will not be used, copied, reproduced in whole or in part, nor its content revealed in any manner to others, except to meet the specific purpose for which it was delivered.

TOLERANCES UNLESS NOTED			
.X	.XX	.XXX	ANGLES
±.050	±.010	±.003	±.5°
CONCENTRICITY .004 TIR			
PRIMARY UNITS ARE INCHES			

PREVCO SUBSEA LLC	
PROJECT PREVCO	MODEL NO. PREFIX P/A5.201
CAGE CODE: 1PV08	In-Air Weight Est. (lbs): 20.16
DRAWN BY: AM	APPROVED BY: BD

DRAWING TITLE HOUSING ASSEMBLY OUTLINE		
DRAWING NO. PA5.201-XX-TB		
DRAWN DATE: 10/19/20	SHEET 1 of 2	REV A



**DETAIL B
SCALE 2 : 1**

PROPRIETARY NOTE
All data and information contained or disclosed by this document is confidential and proprietary information of **PREVCO Subsea LLC** and all rights therein are expressly reserved. By accepting this material the recipient agrees that the material and the information therein is held in confidence and in trust and will not be used, copied, reproduced in whole or in part, nor its content revealed in any manner to others, except to meet the specific purpose for which it was delivered.

TOLERANCES UNLESS NOTED

.X	.XX	.XXX	ANGLES
±.050	±.010	±.003	±.5°

CONCENTRICITY .004 TIR

PRIMARY UNITS ARE INCHES

PREVCO SUBSEA LLC

PROJECT
PREVCO

MODEL NO. PREFIX
P/A5.201

CAGE CODE: 1PV08

DRAWN BY: AM

In-Air Weight Est. (lbs): 20.16

APPROVED BY: BD

DRAWING TITLE

HOUSING ASSEMBLY OUTLINE

DRAWING NO.

PA5.201-XX-TB

DRAWN DATE: 10/19/20

SHEET 2 of 2

REV A